

# THE PLUS Plastic Surgery Seoul Korea

3F 4F, 9 Garosu-gil, Gangnam-gu, Seoul, Korea

---

# Contents

---

---

THE PLUS Introduction

---

THE PLUS Case

---

THE PLUS Uniqueness

---

1

# THE PLUS Introduction

## Medical Team



# Dr. Jae Yong Jeong, MD. PhD

## Rhinoplasty Specialist

Board certified plastic surgeon (Korea)

Doctor of philosophy of medicine (plastic surgery)

Director of THE PLUS Plastic Surgery, Seoul, Korea

Chairman for Seoul Rhinoplasty Forum (SRF)

Former President of Seoul Rhinoplasty Forum (SRF)

Former President of Korean academic association of rhinoplasty surgeons (KAARS)

Editorial reviewer of archives of plastic surgery

Scientific director of Korean Association of Plastic Surgeons (KAPS)

Scientific director of Korean society of Plastic and Reconstructive Surgeons (KPRS)

Promotion director of Rhinoplasty Society of Asia (RSA)

International Member of American Society of Plastic Surgeons (ASPS)

Member of Japanese Society of Plastic Surgeons (JSAPS)

Senior Researcher of Clinical Anatomy Institute, Chungnam National University Hospital



# Medical Team

## Main working history

1999	Graduate of Chungnam national university medical university
2004	Board certified plastic surgeon, Korea
2004-2017	Director of PLUS Plastic surgery clinic, Daejeon, Korea
2008-2010	Adjunct Professor of Mockwon university
	Editorial director of Korean Society of Rhinoplasty Surgeon
2010-2012	Executive director of Korean Society of Rhinoplasty Surgeon
2014-2016	Director of Seoulige Aesthetic Hospital, Shanghai, China
2018-2020	Advisor of Omotesando cosmetic clinic, Hukuoka, Japan
2020-2022	President of Seoul Rhinoplasty Forum (SRF)
	President of Korean academic association of rhinoplasty surgeons (KAARS)
2004-present	Visiting professor of Chungnam national university hospital
	Director of PLUS aesthetic surgery clinic. Korea
2010-present	Senior Researcher of Clinical Anatomy Institute, Chungnam National University Hospital
2012-present	Scientific director of Korean academic association of rhinoplasty surgeons (KAARS)
2014-present	Scientific director of Korean Association of Plastic Surgeons
2015-present	Advisor of Tokyo cosmetic clinic, Tokyo, Japan
2016-present	Director of HUAYANG Medical Beauty Center, Zhejiang, China
2017- Present	Director of THE PLUS Plastic Surgery Clinic, Seoul, Korea.
2022-present	Director at large, Korean society of aesthetic plastic surgery (KAPS)

## Medical Team

## Scientific publications

---

- 2002**      1) The Journal of the Korean Society of Reconstructive Surgery Vol.7, No.1  
- Microvascular Anastomosis Using the Vascular Clip Staples and Stent
- 2003**      2) The Journal of the Korean Society of Reconstructive Surgery Vol. 30, No.2  
- Penile Resurfacing after Removal of Penile Foreign Body Granuloma
- 3) The Journal of the Korean Society of Reconstructive Surgery Vol. 30, No.6  
- Stepped Subciliary Skin Muscle Flap versus Nonstepped Subciliary Skin Muscle Flap for Orbital or Zygomatic Fractures
- 2008**      4) Journal of the Korean Society of Aesthetic Plastic Surgery Vol. 14, No. 2  
- Stabilization of Unilateral Extension Graft Using Pivot Locking Suture
- 2009**      5) Journal of the Korean Society of Aesthetic Plastic Surgery Vol. 15, No. 1  
- Muscular System of Depressor Septi Nasi : Anatomical study and Clinical Application
- 6) Plastic & Reconstructive Surgery: October Vol. 124 - Issue 4S - p 101  
- The Muscular System of the Depressor Septi Nasi: Anatomical Study and Clinical Application
- 2010**      7) Journal of the Korean Society of Aesthetic Plastic Surgery Vol. 16, No. 1 - Application of Osteotomies in Aesthetic Rhinoplasty
- 8) Journal of Oral Maxillofacial Surgery 68(3) 686-690 - Nasal Base Modification in Asian Patients
- 9) Journal of the Korean Society of Aesthetic Plastic Surgery Vol. 16, No. 2  
- Expansion Procedures of the Nasal Envelope in Short Nose Deformity  
: Release of the Transverse Nasalis Sling and Division of Muscle Confluence in Nasal Hinge Area
- 10) Journal of the Korean Society of Aesthetic Plastic Surgery Vol. 16, No. 3 (special topic)  
- Tripod Framework Rebuilding in Asian Nose: Tip Plasty using Alar Advancement Technique

## Medical Team

## Scientific publications

---

- 2011**      11) Archives of Aesthetic Plastic Surgery Vol. 17, No. 2, 99 - 106, 2011  
              - A Report on the Questionnaire about Augmentation Rhinoplasty
- 2012**      12) The Journal of Craniofacial Surgery & Volume 23, Number 2, March 2012  
              - Intranasal Approach for Manipulating the Depressor Septi Nasi
- 13) Archives of Craniofacial surgery Vol. 13 No. 1, 68-71  
              - Herpes Simplex virus infection after corrective rhinoplasty through external approach : Two cases reports
- 2014**      14) Arch Plast Surg. 41(1): 19–28 - Obtaining Maximal Stability with a Septal Extension Technique in East Asian Rhinoplasty
- 15) Plast Reconstr Surg Glob Open 2014;2 - Effective Use of a Silicone-induced Capsular Flap in Secondary Asian Rhinoplasty
- 16) Archives of Aesth Plast Surg 2014 Vol. 20 (3)  
              - Bulbous Tip Correction focusing on Skin Soft Tissue Envelope in Asian Rhinoplasty
- 2018**      17) Journal of Oral and Maxillofacial Surgery, 76:165-168, 2018  
              - A New Method for Stabilizing the Columellar Strut Used in Rhinoplasty: The Trans-Septal Columellar Stabilizing Suture
- 18) Ann Plast Surg. 2018 Aug;81(2):141-145. - Availability and Safety of Osteotomy in Esthetic Rhinoplasty of East Asian Patients.
- 19) Ann Plast Surg. 2018 Jul 19. doi: 10.1097/SAP.0000000000001564.  
              - Understanding the Anatomy of the Transverse Nasalis Aponeurotic Fibers and Its Importance in Asian Rhinoplasty
- 20) Arch Plast Surg 2019;46:152-159 - Feasibility of a polydioxanone plate as an adjuvant material in rhinoplasty in Asians
- 2019**      21) Arch Craniofac Surg Vol.20 No.3, 147-157 - Surgical anatomy for Asian rhinoplasty
- 22) Recent advances in surgical anatomy of Asian rhinoplasty (PhD)

## Medical Team

## Scientific publications

---

- 2020**
- 23) Arch Craniofac Surg Vol.21 No.3, 143-155 - Surgical anatomy for Asian rhinoplasty: Part II
- 24) Archives of Plastic Surgery 2020;47(6):604-612.  
- Cadaveric study of deep temporal fascia for autologous rhinoplasty grafts: Dimensions of the temporal compartment in Asians
- 25) Archives of Plastic Surgery 2020;47(6):505-515. - Deviated nose: Physiological and pathological changes of the nasal cavity
- 26) J Craniofac Surg. 2020 Oct;31(7):2059-2062  
- In Vitro and in Vivo Biocompatibility and Degradability Evaluation of Modified Polydioxanone Plate
- 27) Ann Plast Surg . 2020 Aug;85(2):185-193  
- Evaluation of Auricular Cartilage Reconstruction Using a 3-Dimensional Printed Biodegradable Scaffold and Autogenous Minced Auricular Cartilage
- 28) The Journal of craniofacial surgery  
- Radiologic Analysis of Malar Arch Movement in Reduction Malarplasty Without Bony Resection.  
November 2020. DOI:10.1097/SCS.00000000000071682021
- 2021**
- 29) Archives of Aesthetic Plastic Surgery 2021;27(1):12-17.  
- Surgical importance of the posterior auricular ligament when harvesting ear cartilage in rhinoplasty
- 30) J Craniofac Surg. 2021 Aug 27. doi: 10.1097/SCS.00000000000008095  
- Klebsiella Aerogenes Infection on the Costochondral Graft of the Nose
- 2022**
- 31) Aesthetic Plast Surg. 2022 Jun 21. doi: 10.1007/s00266-022-02914-7  
- Swing door compressive fracture technique for turbinoplasty  
: retrospective study based on computed tomography and NOSE scale
- 2023**
- 32) Arch Craniofac Surg Vol.24 No.1, 1-9 - Surgical anatomy for Asian rhinoplasty: Part III

## Medical Team

## Presentations & Panels

---

- 2007**      25th Annual meeting of the korean society for aesthetic plastic surgery - Nasal base modification: alar cinching and alar resection
- 2008**      64th Congress of the korean society of plastic and reconstructive surgeons
- Advanced Stability of Extension Septal Graft Using Pivot Locking Suture
  - Consideration of Nasal base Reduction in Asian Patients
  - New Design for Direct Extension using Paired Supporting Fixation Graft
- 65th Congress of the korean society of plastic and reconstructive surgeons
- Anatomic Study of the Depressor Septi Nasi Muscle and its Clinical Application
  - Septal Extension Technique using Flipping Over and Advancement of Caudal Septum
- 2009**      66th Congress of the korean society of plastic and reconstructive surgeons
- A New Approach to Nasal Tip Drooping : Intranasal Resection of Depressor Septi Nasi Muscle
  - Reinforcement of Dorsal Nasal Skin using the Capsule of Silicone Implant in Secondary Rhinoplasty
- 67th Congress of the korean society of plastic and reconstructive surgeons (Coex, Seoul, Korea)
- Anatomy and surgical procedures of the contracted nose
- 2010**      28th Annual meeting of Korean society for aesthetic plastic surgery
- Revisiting the nasal hinge and scroll area
  - Surgical Importance of the Transverse nasalis muscle in Rhinoplasty
- 2011**      69th Congress of the Korean Society of Plastic and Reconstructive Surgeons - Corrective Surgery in Aesthetic Rhinoplasty
- 2012**      International meeting of the korean society for aesthetic plastic surgery (29th)
- Master course: Dorsal refinement of hump nose correction
  - Secondary TIP (video)
  - How to prevent - dangerous problems in primary rhinoplasty: circulation impairments -anatomy and surgical point
  - Video session – Corrective rhinoplasty

## Medical Team

## Presentations & Panels

---

- 2012**      70th Congress of the Korean Society of Plastic Reconstructive Surgeons
- Basic Educational Courses of the Rhinoplasty : Introduction
  - Surface anatomy and Aesthetic analysis
- 2013**      31th Congress of the Korean Society for Aesthetic Plastic Surgery
- Preparation of 2ndary Rhinoplasty: patient care & timing of re-operation, control of inflammation
- Rhinoplasty Symposium Seoul 2013 (Sungmo Hospital, Seoul, Korea)
- My favorite techniques and some tips (video Session) reduction (height and width)
  - Ala - columellar relationship : My favorite techniques Ala- columellar discrepancy patients
- 71th Congress of the Korean Society of Plastic Reconstructive Surgeons (The-K Seoul Hotel, Korea)
- Narrow nose deformity in secondary rhinoplasty
  - Nasal tip shaping. I: Basic techniques
- 2014**      32th Congress of the Korean Society for Aesthetic Plastic Surgery (COEX, Seoul, Korea)
- A. A new suture method for stabilizing columellar in rhinoplasty: Trans-septal columellar stabilizing suture (TCSS) technique
  - B. Common difficulties in rhinoplasty (Implant related problem correction)
- 2014 IMCAS ASIA (Hongkong) (2014. 8.1) - Video session : Transverse Nasalis Aponeurotic Fibers
- 2014 KSPRS International/72th Congress of the Korean Society of Plastic and Reconstructive Surgeons/2nd Seoul Rhinoplasty Forum
- Alloplastic Rhinoplasty: Problem and Solving

## Medical Team

## Presentations & Panels

---

### 2015

33th Congress of the Korean Society for Aesthetic Plastic Surgery (APS 2015) (Seoul, Korea)

- How to cope with infection after rhinoplasty
- Round table 10: rhinoplasty

2015. 8. 23 Seoul Rhinoplasty Forum 2015 - Case analysis and planning: Contracted nose

2015. 6. 12 local meetings (Younghonam, KPRS) - SECONDARY RHINOPLASTY with various inflammation and infection  
RHINOPLASTY with various inflammation and infection

### 2016

2016. 3. 12. international congress of the Korean Society for Aesthetic Plastic Surgery (COEX, Seoul, Korea)

- What do you gain from patient interview? : Short nose
- Round table : Nostril asymmetry

The 74th Congress of the Korean Society of Plastic and Reconstructive Surgeons

- Reviewing the Septal Extension Graft in Asian Rhinoplasty: Is it still the key technique?

### 2017

Congress of the Korean Society for Aesthetic Plastic Surgery (APS 2017) (Seoul, Korea)

- Session IV: Asian nasal tip plasty: in-depth discussion
- Low tip: Suture technique and graft(open)

Asian Japan cosmetic symposium (Seoul) (2017.05.27) - All about Asian rhinoplasty

Seoul Rhinoplasty Forum 2017, Seoul

- Operated look dorsum : how to avoid and prevent it
- Various application of PDS plate as ancillary method in rhinoplasty

2017 Annual meeting of Korean Association of Plastic Surgeons (Seoul, Korea) - Guideline and Considerations in Rhinoplasty

2017 Congress of the Korean Society of Plastic and Reconstructive Surgeons (Seoul, Korea)

- Nose session 3: Secondary rhinoplasty II My worst case : Cause and Solution



## Medical Team

## Presentations & Panels

---

- 2018**      The 12th Congress of Asian Pacific Craniofacial Association (APCA 2018)  
              - Updates on my current concepts in Asian rhinoplasty
- Congress of the Korean Society for Aesthetic Plastic Surgery (APS 2018) (Seoul, Korea) - My key techniques for successful rhinoplasty
- 2018 Annual Meeting of Korean Association of Plastic Surgeons (Seoul, Korea) - Implant selection and carving
- 2018 Congress of the Korean Society of Plastic and Reconstructive Surgeons (Seoul, Korea)  
              - How can we use synthetic materials : Polycaprolactone (PCL) mesh as a Scaffold in Rhinoplasty  
              - Making a natural dorsum : Osteotomies in aesthetic rhinoplasty
- 2019**      Congress of the Korean Society for Aesthetic Plastic Surgery (APS 2019) (Seoul, Korea)  
              - Interesting cases in Rhinoplasty : My experiences  
              - My personal opinion about PCL scaffold in rhinoplasty  
              - Volume reduction for wide nasal base : Nasal base reduction with cinching
- 2020**      Congress of the Korean Society for Aesthetic Plastic Surgery (APS) 2021, (2021.07.11)  
              - Secondary rhinoplasty: Heaven and hell. how to cope infection or contracture?  
              Seoul rhinoplasty forum 2020, online meeting (2020.11.15)  
              - Contracture and inflammation
- 2021**      Congress of the Korean Society for Aesthetic Plastic Surgery (APS) 2021, (2021.07.11)  
              - Wound management for difficult cases with multiple rhinoplasty : Focusing on management of columellar skin flap
- Seoul rhinoplasty forum 2021 (Session 7: Cases from the Masters: Disaster relief ), online meetings (2021.08.22)  
              - Skin and soft tissue defects in difficult rhinoplasty
- Korean Association of Plastic Surgeons 23th Symposium – online lecture (2021.10.03) : Rhinoplasty session



## Medical Team

## Presentations & Panels

---

- 2021** PRS KOREA 2021 – Coex, Seoul, Korea (2021.11. 14)  
Rhinoplasty 7. My Personal Experience of Devastating Nose (Correction and Prevention)  
- Management for unexpected situations in difficult rhinoplasty
- 2022** Congress of the korean society for aesthetic plastic surgery (APS)2022, seoul, Coex (2022.04.17) - Contracted nose
- PRS KOREA 2022, Grand intercontinental Seoul Parnas, Seoul, Korea. (2022.11.11)  
Rhinoplasty 3. Difficult cases: Three experienced surgeon's management techniques  
- The proper timing for problematic nose : Early Vs Delayed management

## Journals & Book

---

- 2009** Rhinoplasty Symposium Seoul 2009 : Basic and Advanced (co-author/edit)
- 2010** Rhinoplasty Symposium Seoul 2010 : Challenge and Creation (co-author/edit)
- 2011** Current Trend In Asian Rhinoplasty: Operation Guide (co-author/edit)
- 2014** Aesthetic Plastic Surgery 1st edition (co-author/edit)
- 2016** Rhinoplasty: Rebuilding Nose – Korean version (Author : JaeYong Jeong)
- 2017** Rhinoplasty: Rebuilding Nose - Japanese version (Author : JaeYong Jeong)
- 2018** Rhinoplasty: Rebuilding Nose - English version (Author : JaeYong Jeong)
- 2019** Aesthetic plastic surgery, 2nd edition (co-author)
- 2021** State of the art rhinoplasty: perspectives from Korean masters (co-author)

## Medical Team

## Invited Lectures

---

- 2007** Local meeting of the korean society of plastic and reconstructive surgeons (Daejeon, Korea) - Nasal Base Reduction
- 2008** Local meeting of the korean society of plastic and reconstructive surgeons (Korea)  
- Anatomic Study of the Depressor Septi Nasi Muscle and its Clinical Application
- Yongdong symposium (Severance hospital, Seoul, Korea) -Various septal extension method / anatomic study of depressor septi nasi
- Local meeting of the korean society of plastic and reconstructive surgeons (Busan, Korea)  
- Consideration for the stability of Septal extension graft
- 2009** Rhinoplasty Symposium Seoul 2009 (Seoul, Korea)  
- Osteotomies for the Broad Nose
- Aesthetic Conference (Soonchunhyang university hospital, Seoul, Korea)
- Nasal Equilibrium : Fixed vs. Mobile Components of the nose - Blood supply of the nose: discussant
- 2010** Local meeting of the korean society of plastic and reconstructive surgeons (Daejeon, Korea)  
- Short nose correction  
- Nasal Equilibrium
- Rhinoplasty Symposium Seoul 2010 (Seoul, Korea) - Advanced Rhinoplasty Anatomy
- 8 th Annual meeting of Korean association of plastic surgeons (Seoul, Korea) - Contracted nose
- Severance Aesthetic Plastic Surgery Symposium (Severance hospital, Seoul, Korea)  
- Tip plasty : Tripod Framework Rebuilding using Alar Advancement
- Aesthetic Conference (Soonchunhyang university hospital, Seoul, Korea) - Hump nose correction

## Medical Team

## Invited Lectures

---

- 2011** Rhinoplasty Symposium Seoul 2011 (Seoul, Korea) - Tip Plasty with strut using ear and septal cartilages
- Local meeting of the Korean Society of Plastic and Reconstructive Surgeons (Daejeon, Korea) - Aesthetic septorhinoplasty
- The 11th Japan –Korea Congress of Plastic and Reconstructive Surgery (Awaji, Japan) - Rhinoplasty
- 2012** 2012 Seoul Rhinoplasty Forum (SRF) (Sungmo hospital, Seoul, Korea)
- Asian beauty: practical analysis in rhinoplasty - Case analysis
  - Becoming a rhinoplasty surgeon (IC) - Must Know, Hands on anatomy
  - Secondary rhinoplasty : practical analysis and preparation - Preexisting implant and scar: prediction and preparation
- OSAPS meeting in Seoul (ASAN Medical Center, Seoul, Korea)
- Presentation - Importance of depressor septi nasi : anatomical study and clinical application
- Hanyang University Hospital: invited lecture (Hanyang university hospital, Seoul, Korea) - Nasal Tip Shaping
- 2013** Chonbuk National University Hospital: invited lecture (Chonbuk National University Hospital, Jeonju, Korea)
- Advanced Anatomy for Rhinoplasty Rhinoplasty Symposium (Hong Kong Society of plastic, reconstructive and aesthetic surgeons) (Hong Kong)
  - Advanced nasal anatomy and its clinical application
- The 16th Severance Aesthetic Plastic Surgery Symposium (Severance Hospital, Seoul, Korea)
- Framework Intervention in Asian Rhinoplasty
- The 9th Busan Aesthetic Plasty Symposium (Haeundae Paik Hospital, Busan, Korea) - Correction of secondary short nose

## Medical Team

## Invited Lectures

---

- 2013**      Aesthetic Rhinoplasty Seminar (in Hong Kong)
- Nasal tip plasty: presentation 40min, discussion 20min
  - Video 2: corrective rhinoplasty
  - Case discussion (please bring your problem cases)

- CME Lectures (in Hong Kong)
- Framework intervention in Asian rhinoplasty
  - Video corrective rhinoplasty

- 2014**      6 th Sino-Esthe (Beijing, China)
- Secondary Rhinoplasty: Implant related complications in Asian nose

- 32th Congress of the Korean Society for Aesthetic Plastic Surgery (COEX, Seoul, Korea)
- Basic tip-plasty in Asian : Suture techniques, cartilage harvest, tip-making, various tip deformity and postoperative complication

Dongguk University Gyeongju Hospital Aesthetic Plastic Symposium (Gyeongju) - Framework intervention in Asian rhinoplasty

- 2nd SGH Plastic Surgery Facial Anatomy Course (Singapore)
- Advanced anatomy and clinical applications
  - primary rhinoplasty and nasal tip-plasty

Invited lecture, department of plastic and reconstructive surgery, SGH(Singapore) - Basic tip-plasty in Asian

- 2014 Chang Gung Aesthetic Forum (Chang Gung memorial hospital, Taoyuan, Taiwan) (2014.09.26)
- Primary nasal tip plasty in East Asian nose : Alar advancing techniques
  - Stable osteotomy procedure for East Asian rhinoplasty

30th anniversary symposium, department of plastic and reconstructive surgery CNUH - Primary nasal tip plasty in Asian nose

## Medical Team

## Invited Lectures

---

- 2014**      2014. 11. 9 2014 KSPRS International / 72th Congress of the Korean Society of Plastic and Reconstructive Surgeons  
/ 2nd Seoul Rhinoplasty Forum  
- Instructional course 8 : Precautions for septoplasty and osteotomy in Asian rhinoplastynasal tip plasty in Asian nose
- 2015**      2015. 4. 15. Asan hospital, plastic surgery department - invited lecture (Seoul) - Anatomy and clinical applications for Asian rhinoplasty  
2015. 5. 17 SSAM workshop (9th hospital, Shanghai)  
2015. 7. 13. Tokyo cosmetic clinic,(Rhinoplasty, invited lecture) Tokyo, Japan  
2015. 11. 3. Vietmam-Korea medical tourism  
2015. 11. 21 Tokyo – Rhinoplasty workshop  
2015. 12. 4. Kyungbuk university hospital – plastic surgery department (invited lecture)
- 2016**      2016. 3. 12. international congress of the korean society for aesthetic plastic surgery (COEX, Seoul, Korea)  
- Primary rhinoplasty and specific procedures  
2016. 5. 13. OSAPS (Taipei, Taiwan) - Asian secondary rhinoplasty : Implant-related complications  
2016. 7. 17 Seoul Rhinoplasty Forum 2016 - Nasal anatomy : internal frameworks  
The 74th Congress of the Korean Society of Plastic and Reconstructive Surgeons – Clinical Anatomy for Asian Rhinoplasty  
2016. 12. 10. Invited lecture (Sunchunhang university hospital, Seoul)  
- Insight of Nasal Tip Rebuilding : Changing Tip Volume and Projection

## Medical Team

## Invited Lectures

---

### 2017

Seoul Rhinoplasty Forum 2017 (Seoul) - Operated look : how to avoid and prevent it

Chang Gung aesthetic conference 2017 (Taiwan) (2017.09.22)

- Nasal Tip Refinement : Effective Procedures for Asian Nose
- Round table :Tip refinement
- Asian Rhinoplasty using Silicone implant: Creating pocket and Fabricating implant

The 75th Congress of the Korean Society of Plastic and Reconstructive Surgeons (PRS Korea 2017)

- Nose session 3: Secondary rhinoplasty II

30th anniversary of Asan Medical Center, Seoul, Korea "FACT check" : Rhinoplasty surgical techniques

- How to select materials for difficult cases in rhinoplasty

### 2018

Japanese Society of Aesthetic Plastic Surgery (Tokyo, Japan) - Nasal Tip Refinement : Effective Procedures for Asian Nose

Hongkong plastic and reconstructive society (Hong kong)

- Recent Clinical Challenges in Asian Aesthetic Rhinoplasty
- Updates on current aesthetic Rhinoplasty techniques: implant, cartilage graft and tip plasty

2018. 03. 12. Invited lecture - Siriraj Hospital (Bangkok)

- primary rhinoplasty
- secondary rhinoplasty

AESTHETIC PLASTIC SURGERY 2018 (Seoul) - My Key Techniques for Successful Rhinoplasty

2018 ASAN PLASTIC SURGERY SYMPOSIUM combined with Stuttgart Rhinoplasty (Seoul) (2018.06.17)

- My nose analysis and surgical concept

## Medical Team

## Invited Lectures

---

**2018**      Advanced Hybrid Facelift and Asian Rhinoplasty Symposium (September 14-15, 2018, Singapore)

- Clinical Applications of Nasal Anatomy in Asian Rhinoplasty
- Being a Rhinoplasty Surgeon for the Past 15 Years
- Difficult Rhinoplasty & Prevention of Complications

International Congress on Aesthetic Plastic Surgery (ISAPS Course Vietnam 2018)

- Recent clinical challenges in Asian rhinoplasty: Updates on my recent practices

Local meeting of the Korean Society of Plastic and Reconstructive Surgeons (Daegu, Korea) - My latest attempts in Rhinoplasty

The 4th annual international scientific congress, Hochiminh, Vietnam

- Complicated problems in Asian secondary rhinoplasty : Tips, Tricks and Techniques (3T)

**2019**      Local meeting of the Korean Society of Plastic and Reconstructive Surgeons (Gwangju, Korea)

- Practical considerations when we do rhinoplasty

AJ symposium 2019 TOKYO – Rhinoplasty

2019 Taiwan Society of Aesthetic Plastic Surgery (TSAPS), Taiwan (2019.10.24)

Master Class 4. Rhinoplasty: Ten ways to get better results in Asian rhinoplasty

Local meeting of the Korean Society of Plastic and Reconstructive Surgeons (Daejeon, Korea)

- Considerations for correcting short nose

## Medical Team

## Invited Lectures

---

- 2020**      Annual meeting of Society of Plastic Surgeons OF THAILAND (ThPRS)- online lecture (2020.10.09) - Difficult cases in Open rhinoplasty
- 2020 Japanese Society of craniomaxillofacial surgery (JSCMFS) – online lecture (2020.11.13)  
- Ten ways to achieve successful outcome in Asian rhinoplasty
- Hochiminh society of plastic and aesthetic surgery (HSPAS) – online lecture (2020.12.12)  
- Variable materials in Asian rhinoplasty : Past, present and future
- 2021**      Annual meetings of TSAPS (Taiwan Society of Aesthetic Plastic Surgery) – online lecture (2021.12.05)  
- Management for unexpected situations in difficult rhinoplasty
- 2022**      MAPACS (Malaysian association of plastic, aesthetic and craniomaxillofacial surgeons) ASM virtual meeting (2022.06.04)  
- Five tips to do open rhinoplasty better  
- how to manage difficult problems
- 2022 L&C Bio Online symposium - Megaderm expert global academy: online lecture (2022.06.30)  
- Megaderm application in secondary rhinoplasty
- IFAAS(International fellowship in advanced aesthetic science) Hands-On Cadaver Master Class (2022.09.24)
- TSAPS (Taiwan Society of Aesthetic Plastic Surgery) – online lecture (2022.10.20) - Contracted nose: Etiology and Surgical correction
- 40th Japan Society of Cranio-maxillo-facial surgery(JSCMFS) symposium, Nagoya, Japan(2022.11.18)  
- Overcoming new obstacles in Asian secondary rhinoplasty
- American society of plastic surgeons: ASPS Global Partners – Webinar series (2022.12.9)  
- Five tips to do open rhinoplasty better in Asian nose
- 2023**      Fujita health university hospital, Nagoya, Japan (2023.02.27) - Rhinoplasty that I learned from 15 years of anatomic study



## Medical Team

## Live Surgery Demonstrations

---

- 2010**      The 10th Severance Aesthetic Plastic Surgery Symposium (Severance hospital, Seoul, Korea) - Advanced rhinoplasty anatomy
- 2012**      OSAPS meeting in Seoul (ASAN Medical Center, Seoul, Korea) (2012.10.07)  
              - Live surgery - Tip plasty in Asian : lengthen the nose using ear and septal cartilages.2013
- 2013**      The 16th Severance Aesthetic Plastic Surgery Symposium (Severance Hospital, Seoul, Korea) (2013.06.23)  
              - Framework Intervention in Asian Rhinoplasty
- The 9th Busan Aesthetic Plasty Symposium (Haeundae Paik Hospital, Busan, Korea) (2013.09.08) - Correction of secondary short nose
- 2014**      2014 Chang Gung Aesthetic Forum (Chang Gung memorial hospital, Taoyuan, Taiwan)  
              -Primary rhinoplasty using ear and septal cartilage
- 2016**      12th BAPS (Busan Aesthetic Plasty Symposium) live demonstration (2016.09.03)
- 2016 Rhinoplasty live symposium (Zhèngzhou, China) (2016.12.03)
- 2017**      1st AJ symposium (Seoul) live demonstration (2017.05.27)
- Severance aesthetic symposium (2017.06.24) - Augmentation Rhinoplasty using Open approach
- 2018**      3rd AJ symposium (Seoul) live demonstration (2018.03.03)
- IFAAS(International fellowship in advanced aesthetic science) rhinoplasty workshop (Seoul) - Live demonstration
- International Congress on Aesthetic Plastic Surgery (ISAPS Course, Vietnam 2018) - Rhinoplasty demonstration
- 4th AJ symposium live demonstration (Seoul) (2018.06.23)

## Medical Team

## Live Surgery Demonstrations

---

- 2019**      3D Rhinoplasty Workshop for the Trainee (Asan Medical Center, Seoul, Korea) (2019.10.12)
- BAPS (The 15th Busan Aesthetic Plastic Symposium), Busan, Korea (2019.10.13) - Secondary rhinoplasty demonstration
- The 4th annual international scientific congress, Hochimin, Vietnam - Complicated problems in Asian secondary rhinoplasty
- 2022**      BAPS (The Busan Aesthetic Plastic Symposium), Busan, Korea (2022.10.09) - My rhinoplasty : 10year experiences

## Medical Team

### Cadaver Demonstrations

---

- 2012**      The 6th Catholic Plastic Surgery Symposium  
              - Aesthetic Cadaver Workshop (Seoul Sungmo hospital, Seoul, Korea)  
              Application of surgical anatomy in rhinoplasty : Release and Redrapping of nasal envelope
- 2014**      DAAW Cadaver workshop, Chungnam National University Hospital (Daejeon, Korea) (2014.04.06) - Cadaver demonstration : Rhinoplasty
- 2015**      2nd SGH Plastic Surgery Facial Anatomy Course (Singapore) - Surgical anatomy and clinical applications (Cadaver demonstration)
- 2017**      IFAAS Cadaver demonstration (Singapore) (2017.09.13)
- 2018**      IFATs Bangkok (Forum of Adipose Tissue & Stem Cell) - Cadaver demonstration for rhinoplasty  
              IFAAS Singapore (2018.09.12) - Cadaver demonstration for rhinoplasty
- 2019**      Siriraj hospital rhinoplasty workshop (Bangkok, Thailand) (2019.07.02) - Cadaver demonstration for rhinoplasty
- 2020**      Chungnam national university hospital (2020.07.21)
- 2021**      Chungnam national university hospital (2021.06.06) - Cadaver demonstration for Asian nose
- 2022**      Busan university hospital (2022.09.18) - Surgical anatomy for Asian rhinoplasty Chungnam national university hospital (2022.09.25)  
              Fujita health university hospital, Nagoya, Japan (2023.02.27) -Nasal ligament in Asian nose.

## WHY? THE PLUS

Clinic where domestic and foreign plastic surgeons want to be educated



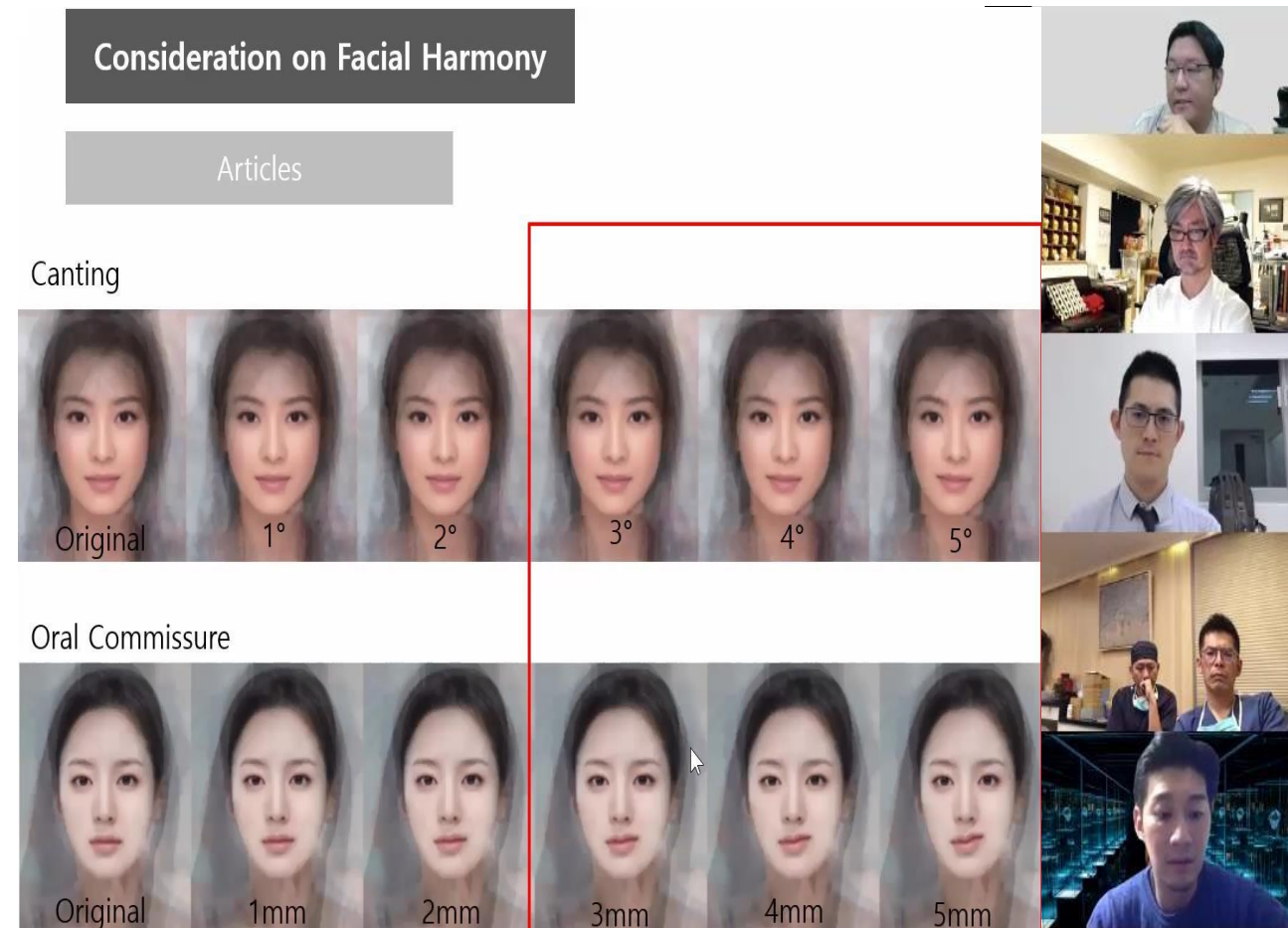
\* WEBINAR cases have been conducted so far

Dr. Jae Yong Jeong and Dr. Taek Kyun Kim proceed training program several times through online and offline for the development of plastic surgery industry.

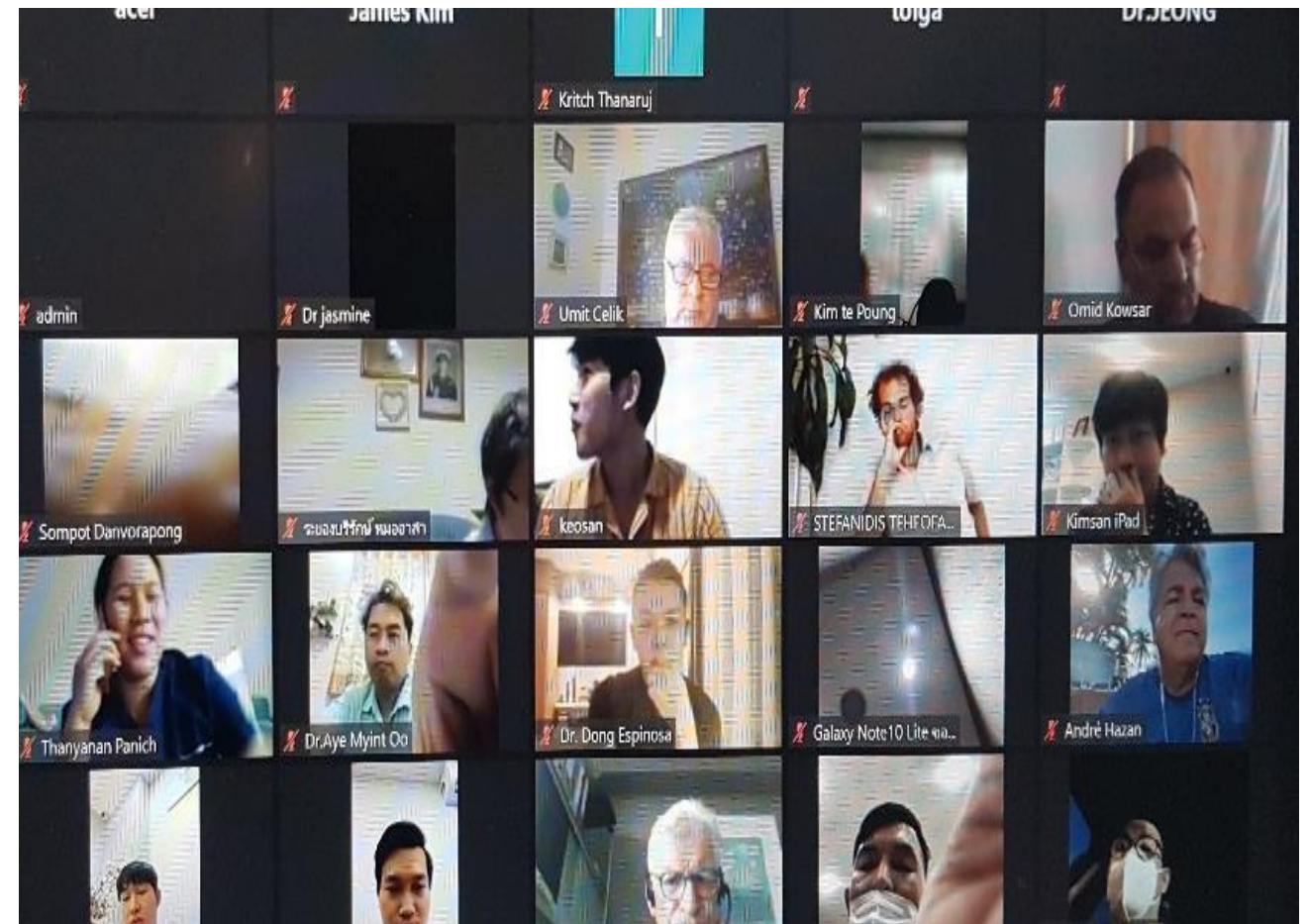


## WHY? THE PLUS

Clinic where domestic and foreign plastic surgeons want to be educated



\* WEBINAR was conducted with Dr. SUGAWARA,  
a master of Japanese facial contouring surgery



\* About 300 people participated in BISTOOL WEBINAR

Hundreds of doctors from many countries participated in the WEBINAR held every month in 2020 through 2021.  
Regardless of COVID-19, we never stop studying to be advanced.

## WHY? THE PLUS

### Clinic that cares about follow-up care as much as surgery

There were many patients who wanted to come to Korea for the plastic surgery but gave up due to the distance and the language barrier.

THE PLUS Plastic Surgery received such feedback on this and created a counseling team that can consult overseas patients.

THE PLUS established such system as cooperative medical system which has been introduced to guide the patient to the nearest hospital(or clinic) that allows convenient access to the follow-up and treatment.



\* Cooperative clinics of each country

2

## THE PLUS Case

THE PLUS Case

---

## Case

# Dr. Jae Young Jeong

---

Rhinoplasty  
Revisional Rhinoplasty





## Rhinoplasty / Revisional Rhinoplasty

Osteotomy, Bulbous tip correction and alar base reduction Short nose correction



## Rhinoplasty / Revisional Rhinoplasty

Osteotomy, Bulbous tip correction and alar base reduction Short nose correction





## Rhinoplasty / Revisional Rhinoplasty

Osteotomy, Bulbous tip correction and alar base reduction Short nose correction



## Rhinoplasty / Revisional Rhinoplasty

Osteotomy, Bulbous tip correction and alar base reduction Short nose correction



## Rhinoplasty / Revisional Rhinoplasty

Osteotomy, Bulbous tip correction and alar base reduction Short nose correction





## Rhinoplasty / Revisional Rhinoplasty

Dorsal augmentation, Bulbous tip correction and alar base reduction



## Rhinoplasty / Revisional Rhinoplasty

4<sup>th</sup> rhinoplasty : Supratip correction, Short nose correction



## Rhinoplasty / Revisional Rhinoplasty

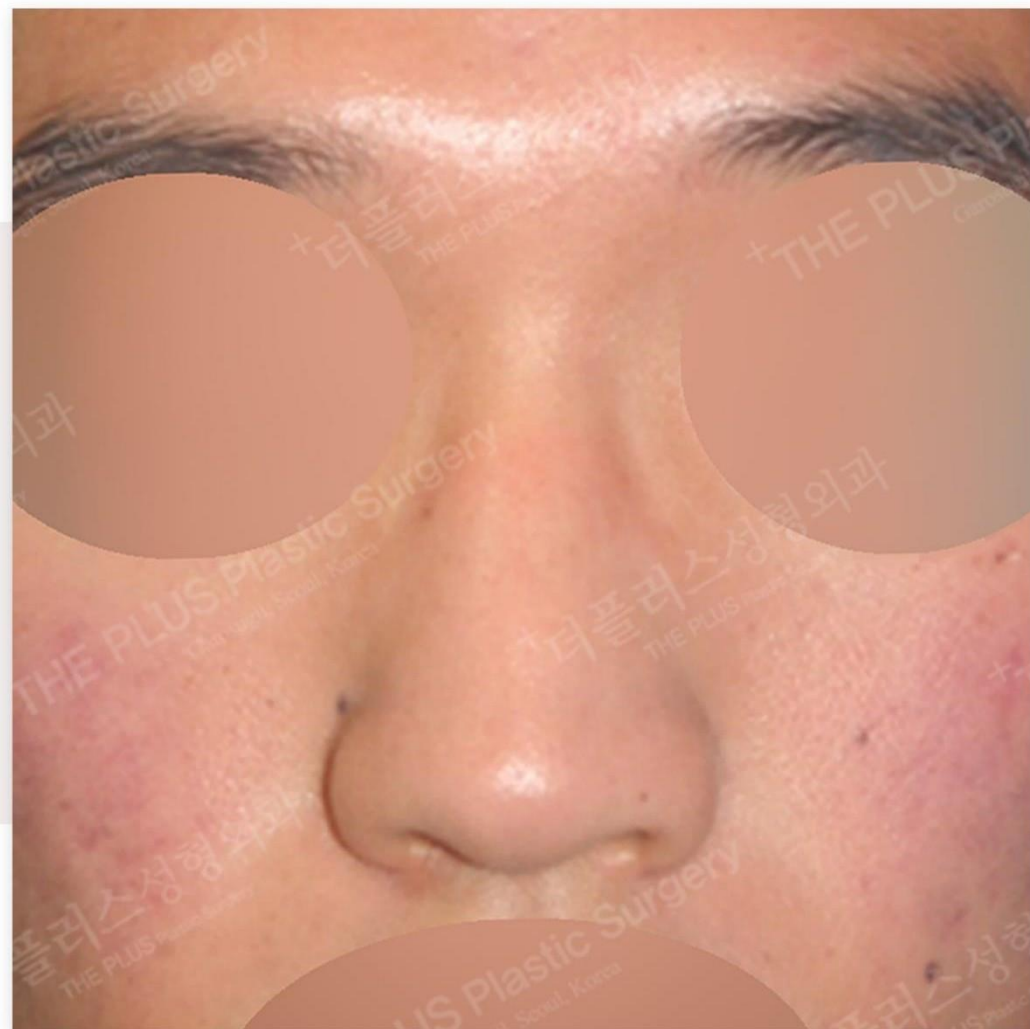
2<sup>nd</sup> rhinoplasty : Supratip irregularity correction, Tip correction





## Rhinoplasty / Revisional Rhinoplasty

Osteotomy, Hump and bulbous tip correction



## Rhinoplasty / Revisional Rhinoplasty

Osteotomy, Hump and bulbous tip correction





## Rhinoplasty / Revisional Rhinoplasty

Deviated nose correction Osteotomy, Hump and bulbous tip correction



## Rhinoplasty / Revisional Rhinoplasty

Deviated nose correction Osteotomy, Hump and bulbous tip correction





## Rhinoplasty / Revisional Rhinoplasty

Deviated nose correction Osteotomy, Hump and bulbous tip correction



## Rhinoplasty / Revisional Rhinoplasty

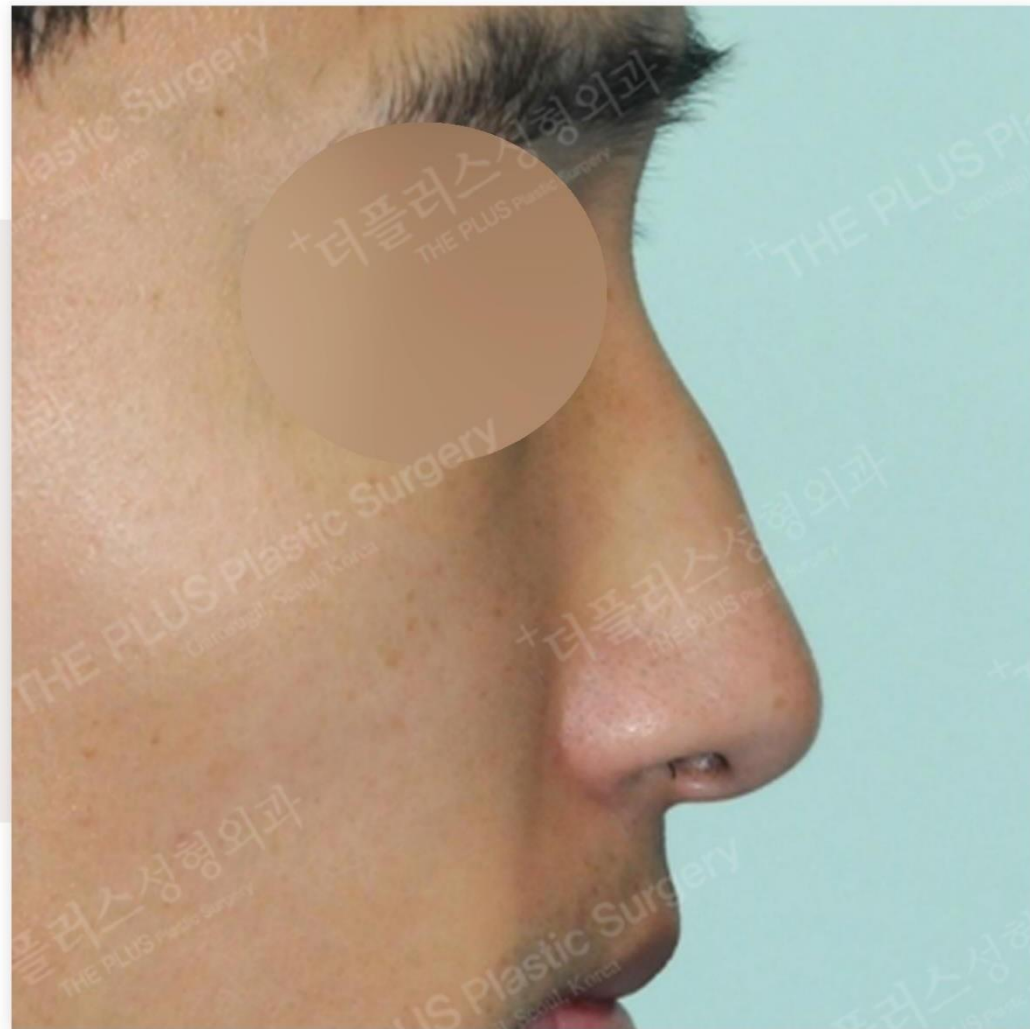
Deviated nose correction Osteotomy, Hump and bulbous tip correction





## Rhinoplasty / Revisional Rhinoplasty

Deviated nose correction Osteotomy, Hump and bulbous tip correction



## Rhinoplasty / Revisional Rhinoplasty

Deviated nose correction Osteotomy, Hump and bulbous tip correction



## Rhinoplasty / Revisional Rhinoplasty

Deviated nose correction Osteotomy, Hump and bulbous tip correction





## Rhinoplasty / Revisional Rhinoplasty

Deviated nose correction Osteotomy, Hump and bulbous tip correction



## Rhinoplasty / Revisional Rhinoplasty

Deviated nose correction Osteotomy, Hump and bulbous tip correction





## Rhinoplasty / Revisional Rhinoplasty

Osteotomy and bulbous tip Correction





## Rhinoplasty / Revisional Rhinoplasty

Hump and drooping tip correction



## Rhinoplasty / Revisional Rhinoplasty

Hump, bulbous tip correction and osteotomy



## Rhinoplasty / Revisional Rhinoplasty

### Deviated Nose Correction



## Rhinoplasty / Revisional Rhinoplasty

### Deviated Nose Correction





## Rhinoplasty / Revisional Rhinoplasty

Post-traumatic Nasal Deformity Correction



## Rhinoplasty / Revisional Rhinoplasty

### Deviated Nose Correction





THE PLUS Case

## Rhinoplasty / Revisional Rhinoplasty

### Hump Nose Correction



## Rhinoplasty / Revisional Rhinoplasty

### Hump Nose Correction



THE PLUS Case

## Rhinoplasty / Revisional Rhinoplasty

### Hump Nose Correction



THE PLUS Case

## Rhinoplasty / Revisional Rhinoplasty

### Hump Nose Correction





## Rhinoplasty / Revisional Rhinoplasty

### Bulbous Nose Correction





## Rhinoplasty / Revisional Rhinoplasty

### Bulbous Nose Correction



## Rhinoplasty / Revisional Rhinoplasty

Wide Alar Base and Bulbous Tip Reduction



## Rhinoplasty / Revisional Rhinoplasty

Wide Alar Base and Bulbous Tip Reduction



## Rhinoplasty / Revisional Rhinoplasty

### Low Dorsum Correction





## Rhinoplasty / Revisional Rhinoplasty

4<sup>th</sup> rhinoplasty : Critical Case Correction



## Rhinoplasty / Revisional Rhinoplasty

2<sup>nd</sup> Rhinoplasty : implant change, deviation correction



## Rhinoplasty / Revisional Rhinoplasty

3<sup>rd</sup> Rhinoplasty : retracted columellar Correction





## Rhinoplasty / Revisional Rhinoplasty

2<sup>nd</sup> Rhinoplasty : implant change and pinched tip Correction





## Rhinoplasty / Revisional Rhinoplasty

3<sup>rd</sup> Rhinoplasty : implant removal, pinched tip Correction



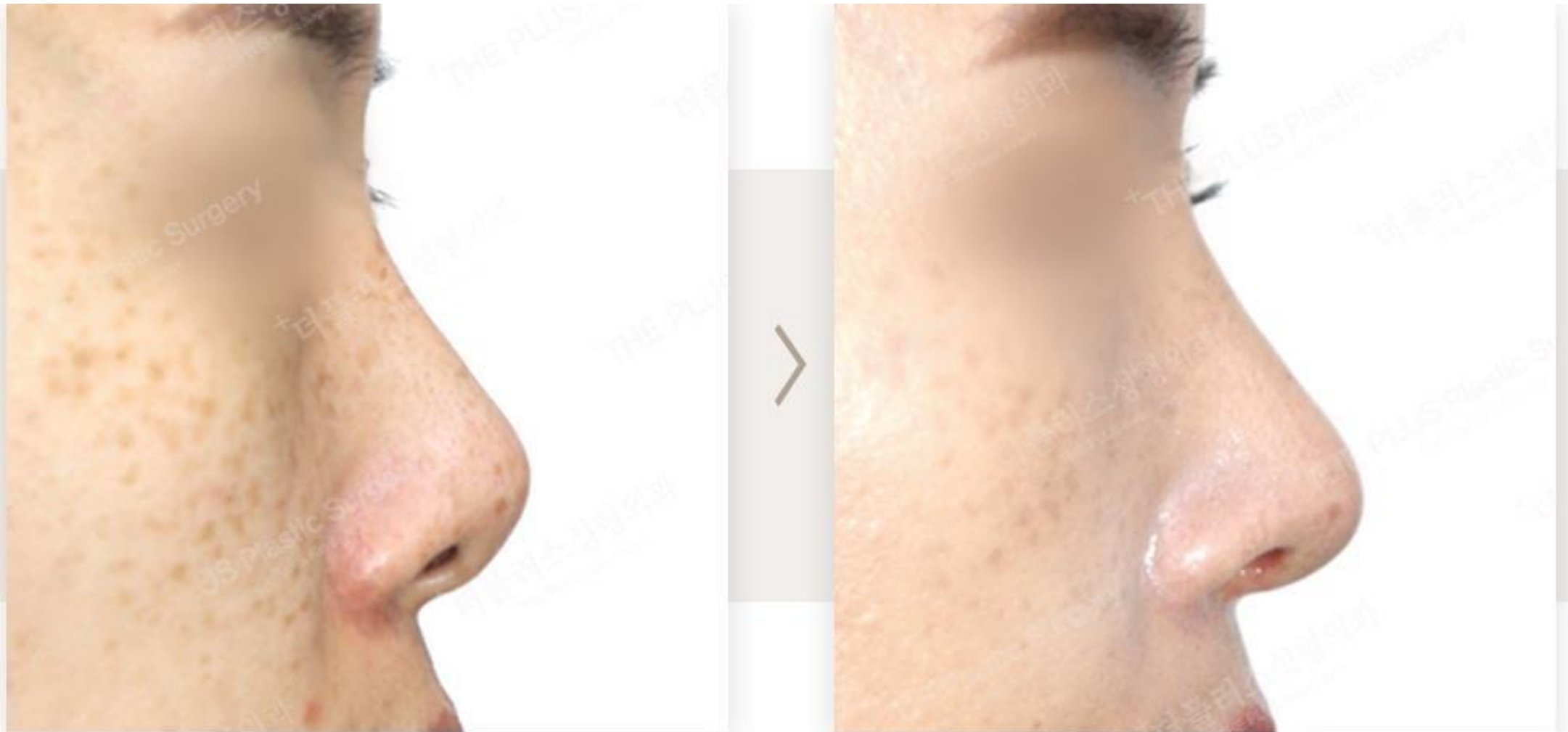
## Rhinoplasty / Revisional Rhinoplasty

3<sup>rd</sup> Rhinoplasty : implant removal, pinched tip Correction



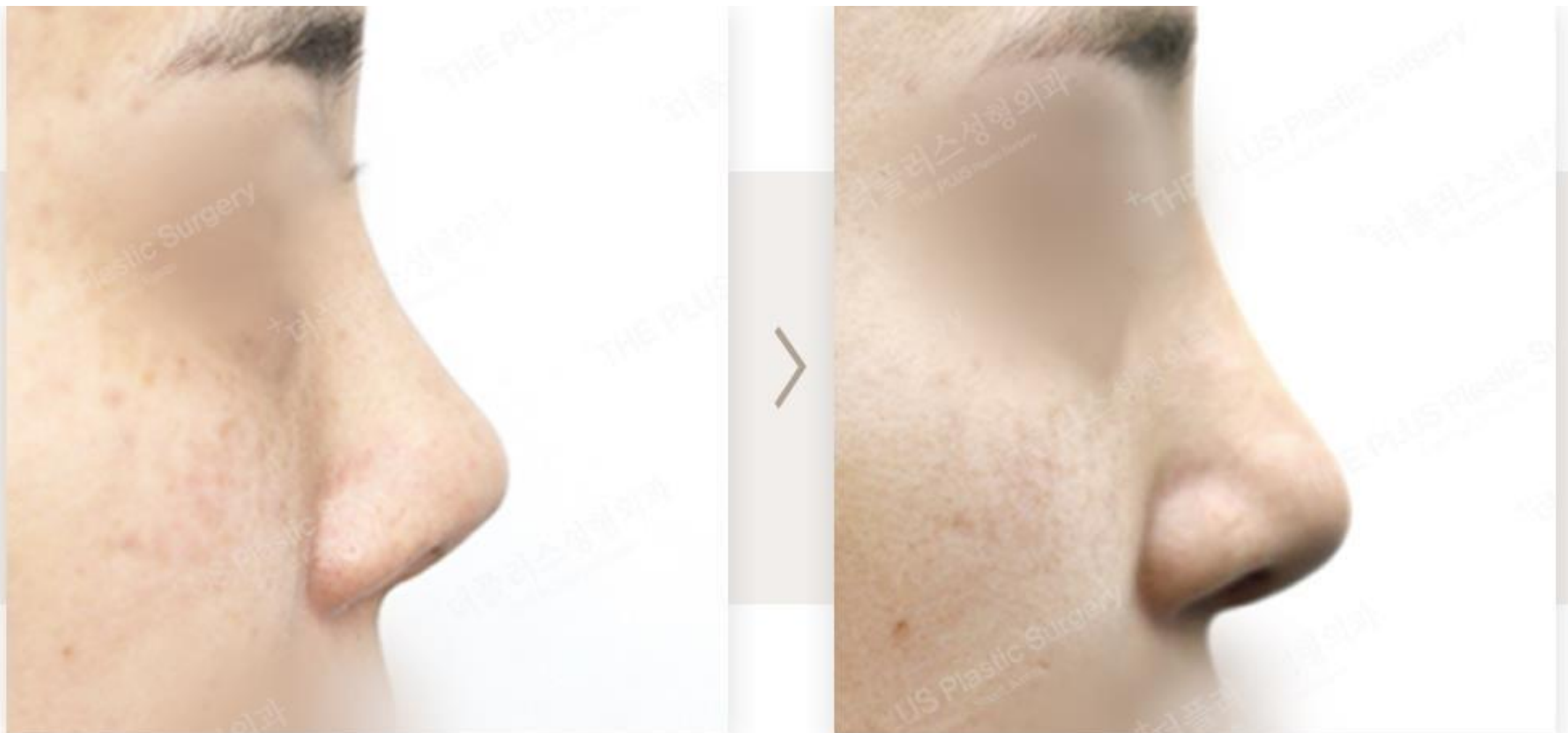
## Rhinoplasty / Revisional Rhinoplasty

2<sup>nd</sup> Rhinoplasty : upturned nose Correction



## Rhinoplasty / Revisional Rhinoplasty

3<sup>rd</sup> Rhinoplasty : upturned nose, tip Correction





## Rhinoplasty / Revisional Rhinoplasty

3<sup>rd</sup> Rhinoplasty : upturned nose, tip Correction



## Rhinoplasty / Revisional Rhinoplasty

3<sup>rd</sup> Rhinoplasty : contracted nose Correction



## Rhinoplasty / Revisional Rhinoplasty

2<sup>nd</sup> Rhinoplasty : contracted nose Correction



## Rhinoplasty / Revisional Rhinoplasty

3<sup>rd</sup> Rhinoplasty : tip skin reinforcement





## Rhinoplasty / Revisional Rhinoplasty

3<sup>rd</sup> Rhinoplasty : foreign body removal and inflammation control



## Rhinoplasty / Revisional Rhinoplasty

3<sup>rd</sup> rhinoplasty : Contracted Nose Correction



## Rhinoplasty / Revisional Rhinoplasty

3<sup>rd</sup> rhinoplasty : Upturned Nose Correction



## Rhinoplasty / Revisional Rhinoplasty

Reconstruction Rhinoplasty : nasal Implant Extrusion





## Rhinoplasty / Revisional Rhinoplasty

Reconstruction Rhinoplasty : nasal Implant Extrusion



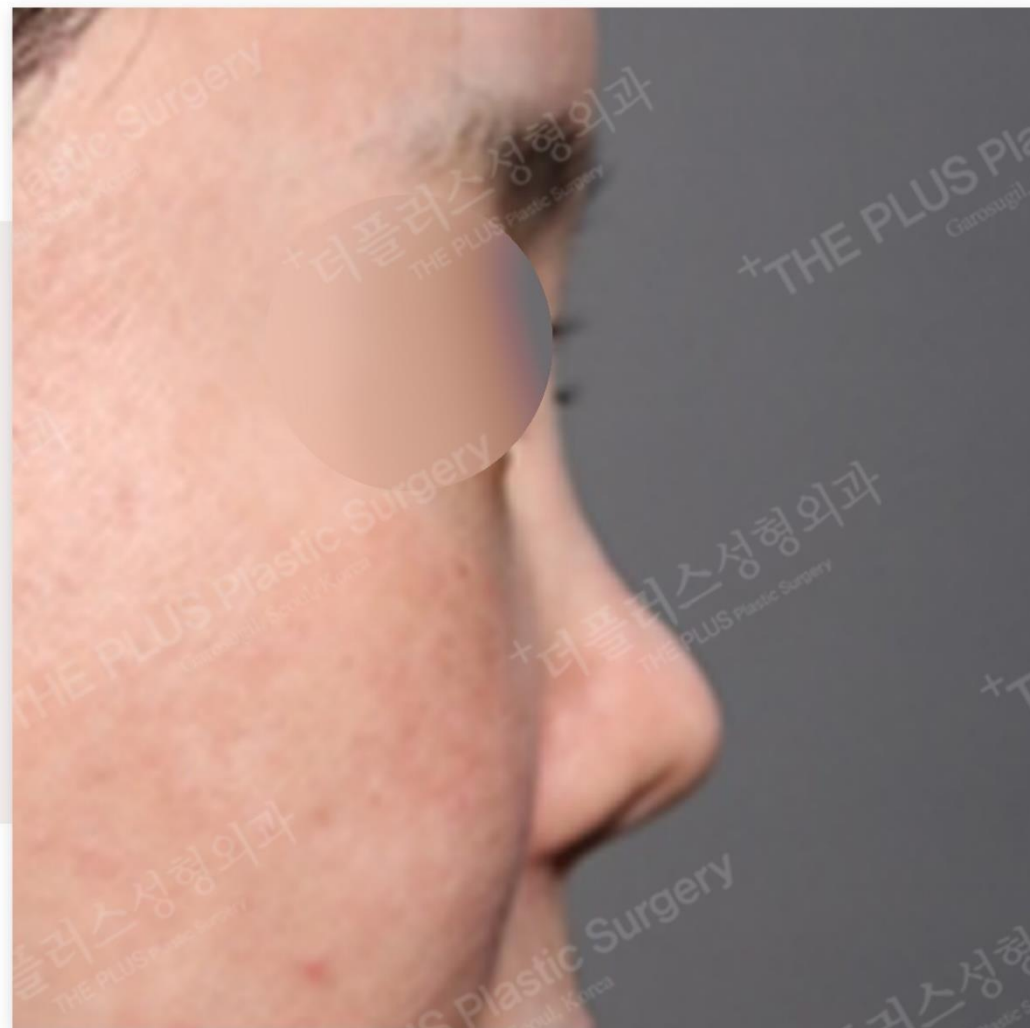
## Rhinoplasty / Revisional Rhinoplasty

4<sup>th</sup> rhinoplasty : saddle nose correction



## Rhinoplasty / Revisional Rhinoplasty

4<sup>th</sup> rhinoplasty : saddle nose correction





## Rhinoplasty / Revisional Rhinoplasty

4<sup>th</sup> rhinoplasty : saddle nose correction





## Rhinoplasty / Revisional Rhinoplasty

3<sup>rd</sup> rhinoplasty : contracted nose correction



## Rhinoplasty / Revisional Rhinoplasty

3<sup>rd</sup> rhinoplasty : contracted nose correction



## Rhinoplasty / Revisional Rhinoplasty

4<sup>th</sup> rhinoplasty : reconstruction for tip and columella





## Rhinoplasty / Revisional Rhinoplasty

5<sup>th</sup> rhinoplasty : staged operation – reconstruction for tip and columella





## Rhinoplasty / Revisional Rhinoplasty

6<sup>th</sup> rhinoplasty : 2staged operation – reconstruction for tip and columella



## Rhinoplasty / Revisional Rhinoplasty

6<sup>th</sup> rhinoplasty : 2staged operation – reconstruction for tip and columella





## Rhinoplasty / Revisional Rhinoplasty

6<sup>th</sup> rhinoplasty : 2staged operation – reconstruction for tip and columella



3

## THE PLUS Uniqueness



THE PLUS Uniqueness

## THE PLUS's Confidence



The most important aspect of plastic surgery is patient's safety and satisfactory results.

We have a highly qualified team with more than 10 years of experience, plastic surgery, active academic research activities, participation in domestic and international medical conferences and seminars, furthermore arranging seminars to provide the knowledge and skills of other surgeons.



## Dr. JEONG's Presentation & Invited Lectures



Dr. Jeong has been invited by many symposium to give a presentation and live surgery from many countries.




## THE PLUS Uniqueness

### ISTP



THE PLUS Plastic Surgery holds the ISTP Plastic Surgery Seminar on a quarterly basis, where Dr. Kim and Dr. Jeong demonstrate their skills in facial aesthetics with a focus on rhinoplasty and facial bone contouring surgery for international surgeons.

## Launch of Rhinoplasty Book



The Rebuilding nose was published in 2016, which became a bibliography for the Korean Rhinoplasty. In addition, 'Rebuilding Nose: Rhinoplasty for Asians' was translated into Japanese in 2017. Due to the demand for this book from other countries, 'Rebuilding Nose' was translated into English by Dr. Kim in 2018.



## Director of Seoul Leaguer Aesthetic Hospital in Shanghai & Director of Rhinoplasty Center



Dr. Jae Yong Jeong MD, PhD., is the director of the Rhinoplasty Center of the Seoul Leaguer Aesthetic Hospital where the Chinese patients get the rhinoplasty and revisional rhinoplasty surgeries and Dr. Jeong educates the Chinese plastic surgeons in his methods and techniques of Asian Rhinoplasty.



## Director of Rhinoplasty Center at the Tokyo Cosmetic Surgery



Tokyo Cosmetic Surgery is Japan's largest surgery clinic network with more than 35 branches all over the Japan. Dr. Jae Yong Jeong has been the director and plastic surgery advisor of the Rhinoplasty Centre from 2015. He has dedicated himself to educate Japanese Plastic Surgeons about the Korean Rhinoplasty techniques and implementing Korean plastic surgery system.



## THE PLUS CERTIFICATE





Thank You For Your Attention